

Farmers Market Prices for May 2026

Fruit and Vegetables



This report documents price summary statistics across multiple Fruit and Vegetable products collected from 13 farms selling in 19 different farmers markets in New York State.

Prepared by: **Cornell Agricultural Marketing Research Program**

Project website with additional resources: <https://farmersmarketresearch.cornell.edu>

Species	Type	Unit of Measure	Weighted Avg. Price (\$)	Min. Price (\$)	Max. Price (\$)	Volume Sales
Arugula	N/O	BAG	4.09	2.50	8.32	536.00
Arugula	Organic	BAG	4.97	4.00	10.00	296.00
Asparagus	N/O	BNCH	9.72	8.32	10.00	1,231.00
Asparagus	Organic	BNCH	6.31	6.19	7.00	298.00
Carrots with tops	Organic	BNCH	4.76	4.00	6.00	71.00
Kale	N/O	BNCH	4.34	3.00	7.50	410.00
Kale	Organic	BNCH	4.59	4.00	5.15	241.00
Lettuce Mix	Organic	BAG	6.86	4.00	7.00	43.00
Lettuce, red/green leaf	N/O	HD	4.78	3.00	5.00	41.00
Lettuce, red/green leaf	N/O	BAG	4.82	4.00	7.28	384.00
Lettuce, red/green leaf	Organic	HD	4.05	4.00	5.00	20.00
Radishes with greens	N/O	BNCH	3.83	2.00	5.50	710.00
Radishes with greens	Organic	BNCH	4.27	3.00	6.00	1,040.00
Rhubarb	N/O	BNCH	4.92	4.00	8.00	73.00
Spinach	N/O	BAG	5.14	3.00	8.00	444.00
Swiss Chard	N/O	BNCH	4.05	3.12	7.00	63.00
Swiss Chard	Organic	BNCH	5.03	4.00	5.15	167.00
Turnips	N/O	BNCH	3.84	3.12	5.50	210.00

Note: "-" values indicate insufficient observations for reporting.

Farmers Market Prices for May 2026






Meat, Dairy and Eggs



This report presents price summary statistics for Meat, Milk, and Egg products sold by 21 farms across 31 farmers markets in New York State. Prices are reported per pound, except for **milk, unflavored (per gallon)** and **milk, chocolate (per pint)** and **chicken eggs (per dozen)**.

Prepared by: **Cornell Agricultural Marketing Research Program**

Project website with additional resources: <https://farmersmarketresearch.cornell.edu>

Species	Cut Name	Type	Weighted Avg. Price (\$)	Min. Price (\$)	Max. Price (\$)	Volume Sales
Beef 	Chuck roast	Non-organic	13.45	8.00	30.00	62.83
		Organic	-	-	-	-
	Ground beef	Non-organic	9.71	6.50	12.00	622.33
		Organic	-	-	-	-
	Ribeye	Non-organic	25.93	10.00	36.00	70.85
		Organic	-	-	-	-
Top sirloin	Non-organic	18.82	16.00	23.00	73.40	
	Organic	-	-	-	-	
Chicken 	Chicken breasts	Non-organic	9.39	7.00	28.00	105.70
		Organic	-	-	-	-
	Chicken eggs DOZEN	Non-organic	7.76	4.00	12.00	2,726.00
		Organic	-	-	-	-
	Chicken thighs	Non-organic	12.22	9.00	15.00	192.38
		Organic	-	-	-	-
Whole chicken	Non-organic	6.40	5.50	8.00	542.90	
	Organic	-	-	-	-	
Dairy 	Milk GALLON (Chocolate)	Non-organic	-	-	-	-
		Organic	-	-	-	-
	Milk GALLON (Unflavored)	Non-organic	10.78	6.50	11.00	87.00
		Organic	-	-	-	-
Lamb 	Ground lamb	Non-organic	18.02	14.00	24.00	21.70
		Organic	-	-	-	-
	Lamb leg	Non-organic	20.86	19.95	21.00	8.55
		Organic	-	-	-	-
	Lamb loin/rib chop	Non-organic	23.27	21.00	25.99	15.12
		Organic	-	-	-	-
Pork 	Bacon	Non-organic	18.86	9.00	28.00	365.45
		Organic	-	-	-	-
	Breakfast sausage	Non-organic	13.64	9.00	20.26	233.92
		Organic	-	-	-	-
	Chorizo sausage	Non-organic	16.17	10.00	20.25	81.38
		Organic	-	-	-	-
	Ground Pork	Non-organic	9.02	8.00	14.00	109.86
		Organic	-	-	-	-
	Italian sausage	Non-organic	14.38	9.00	20.26	186.44
		Organic	-	-	-	-
	Pork chop, bone-in	Non-organic	16.69	10.00	28.00	77.18
		Organic	-	-	-	-
Pork loin	Non-organic	-	-	-	-	
	Organic	-	-	-	-	

Notes: "-" values indicate insufficient observations for reporting. Ground pork only includes unseasoned products.

Farmers Market Prices for May 2026

Fruit and Vegetables (UPSTATE NY)



This report documents price summary statistics across multiple Fruit and Vegetable products collected from 6 farms selling in 9 different farmers markets in New York State. Upstate NY Region **DOES NOT INCLUDE** the following counties: Delaware, Greene, Columbia, Sullivan, Ulster, Dutchess, Orange, Putnam, Rockland, Westchester, Bronx, New York, Richmond, Kings, Queens, Nassau, Suffolk.

Prepared by: **Cornell Agricultural Marketing Research Program**

Project website with additional resources: <https://farmersmarketresearch.cornell.edu>

Species	Type	Unit of Measure	Weighted Avg. Price (\$)	Min. Price (\$)	Max. Price (\$)	Volume Sales
Arugula	Organic	BAG	6.46	6.00	10.00	117.00

Note: "-" values indicate insufficient observations for reporting.






Farmers Market Prices for May 2026

Meat, Dairy and Eggs (UPSTATE NY)

This report presents price summary statistics for Meat, Milk, and Egg products sold by 15 farms across 18 farmers markets in New York State. Prices are reported per pound, except for **milk, unflavored (per gallon)** and **milk, chocolate (per pint)** and **chicken eggs (per dozen)**. Upstate NY Region **DOES NOT INCLUDE** the following counties: Delaware, Greene, Columbia, Sullivan, Ulster, Dutchess, Orange, Putnam, Rockland, Westchester, Bronx, New York, Richmond, Kings, Queens, Nassau, Suffolk.

Prepared by: **Cornell Agricultural Marketing Research Program**

Project website with additional resources: <https://farmersmarketresearch.cornell.edu>

Species	Cut Name	Type	Weighted Avg. Price (\$)	Min. Price (\$)	Max. Price (\$)	Volume Sales
	Chuck roast	Non-organic	13.45	8.00	30.00	62.83
		Organic	-	-	-	-
	Ground beef	Non-organic	9.78	6.50	12.00	568.37
		Organic	-	-	-	-
	Ribeye	Non-organic	25.93	10.00	36.00	70.85
		Organic	-	-	-	-
Top sirloin	Non-organic	18.95	16.00	23.00	70.27	
	Organic	-	-	-	-	
	Chicken breasts	Non-organic	8.73	7.00	24.00	100.70
		Organic	-	-	-	-
	Chicken eggs DOZEN	Non-organic	5.96	4.00	6.00	1,175.00
		Organic	-	-	-	-
	Chicken thighs	Non-organic	10.20	9.00	14.99	109.31
		Organic	-	-	-	-
Whole chicken	Non-organic	5.83	5.50	7.25	399.26	
	Organic	-	-	-	-	
	Milk (Chocolate)	Non-organic	-	-	-	-
		Organic	-	-	-	-
	Milk (Unflavored)	Non-organic	10.78	6.50	11.00	87.00
		Organic	-	-	-	-
	Ground lamb	Non-organic	18.62	14.00	24.00	16.80
		Organic	-	-	-	-
	Lamb leg	Non-organic	-	-	-	-
		Organic	-	-	-	-
	Lamb loin/rib chop	Non-organic	23.34	21.00	25.99	12.34
		Organic	-	-	-	-
	Bacon	Non-organic	14.79	9.00	16.00	156.85
		Organic	-	-	-	-
	Breakfast sausage	Non-organic	11.39	9.00	13.50	144.89
		Organic	-	-	-	-
	Chorizo	Non-organic	10.79	10.00	13.50	30.37
		Organic	-	-	-	-
	Ground Pork	Non-organic	8.93	8.00	14.00	87.13
		Organic	-	-	-	-
	Italian sausage	Non-organic	10.22	9.00	12.00	69.67
		Organic	-	-	-	-
	Pork chop, bone-in	Non-organic	11.61	10.00	13.00	49.36
		Organic	-	-	-	-
	Pork loin	Non-organic	-	-	-	-
		Organic	-	-	-	-

Notes: "-" values indicate insufficient observations for reporting. Ground pork only includes unseasoned products.

Farmers Market Prices for May 2026

Fruit and Vegetables (SOUTHEAST NY)



This report documents price summary statistics across multiple Fruit and Vegetable products collected from 7 farms selling in 10 different farmers markets in New York State. Southeast NY Region **INCLUDES** the following counties: Delaware, Greene, Columbia, Sullivan, Ulster, Dutchess, Orange, Putnam, Rockland, Westchester, Bronx, New York, Richmond, Kings, Queens, Nassau, Suffolk.

Prepared by: **Cornell Agricultural Marketing Research Program**

Project website with additional resources: <https://farmersmarketresearch.cornell.edu>

Species	Type	Unit of Measure	Weighted Avg. Price (\$)	Min. Price (\$)	Max. Price (\$)	Volume Sales
Arugula	N/O	BAG	3.99	2.50	8.32	483.00
Asparagus	N/O	BNCH	9.72	8.32	10.00	1,231.00
Kale	N/O	BNCH	4.36	3.12	7.50	400.00
Kale	Organic	BNCH	4.59	4.00	5.15	241.00
Radishes with greens	N/O	BNCH	3.86	2.50	5.50	667.00
Rhubarb	N/O	BNCH	5.10	5.00	8.00	61.00
Spinach	N/O	BAG	5.17	4.16	8.00	437.00
Swiss Chard	N/O	BNCH	4.05	3.12	7.00	63.00
Swiss Chard	Organic	BNCH	5.03	4.00	5.15	167.00
Turnips	N/O	BNCH	3.84	3.12	5.50	210.00

Note: "-" values indicate insufficient observations for reporting.

Farmers Market Prices for May 2026


Meat, Dairy and Eggs (SOUTHEAST NY)



This report presents price summary statistics for Meat, Milk, and Egg products sold by 6 farms across 10 farmers markets in New York State. Prices are reported per pound, except for **milk, unflavored (per gallon)** and **milk, chocolate (per pint)** and **chicken eggs (per dozen)**. Southeast NY Region **INCLUDES** the following counties: Delaware, Greene, Columbia, Sullivan, Ulster, Dutchess, Orange, Putnam, Rockland, Westchester, Bronx, New York, Richmond, Kings, Queens, Nassau, Suffolk.

Prepared by: **Cornell Agricultural Marketing Research Program**

Project website with additional resources: <https://farmersmarketresearch.cornell.edu>

Species	Cut Name	Type	Weighted Avg. Price (\$)	Min. Price (\$)	Max. Price (\$)	Volume Sales
	Chuck roast	Non-organic	-	-	-	-
		Organic	-	-	-	-
	Ground beef	Non-organic	-	-	-	-
		Organic	-	-	-	-
	Ribeye	Non-organic	-	-	-	-
		Organic	-	-	-	-
Top sirloin	Non-organic	-	-	-	-	
	Organic	-	-	-	-	
	Chicken breasts	Non-organic	-	-	-	-
		Organic	-	-	-	-
	Chicken eggs DOZEN	Non-organic	9.15	5.00	12.00	1,503.00
		Organic	-	-	-	-
	Chicken thighs	Non-organic	-	-	-	-
		Organic	-	-	-	-
Whole chicken	Non-organic	-	-	-	-	
	Organic	-	-	-	-	
	Milk (Chocolate)	Non-organic	-	-	-	-
		Organic	-	-	-	-
	Milk (Unflavored)	Non-organic	-	-	-	-
		Organic	-	-	-	-
	Ground lamb	Non-organic	-	-	-	-
		Organic	-	-	-	-
	Lamb leg	Non-organic	-	-	-	-
		Organic	-	-	-	-
	Lamb loin/rib chop	Non-organic	-	-	-	-
		Organic	-	-	-	-
	Bacon	Non-organic	22.27	14.95	28.00	195.96
		Organic	-	-	-	-
	Breakfast sausage	Non-organic	17.56	9.95	20.26	83.82
		Organic	-	-	-	-
	Chorizo	Non-organic	19.46	15.00	20.25	50.08
		Organic	-	-	-	-
	Ground Pork	Non-organic	9.39	8.95	10.00	22.73
		Organic	-	-	-	-
	Italian sausage	Non-organic	17.06	9.95	20.26	105.33
		Organic	-	-	-	-
	Pork chop, bone-in	Non-organic	-	-	-	-
		Organic	-	-	-	-
	Pork loin	Non-organic	-	-	-	-
		Organic	-	-	-	-

Notes: "-" values indicate insufficient observations for reporting. Ground pork only includes unseasoned products.